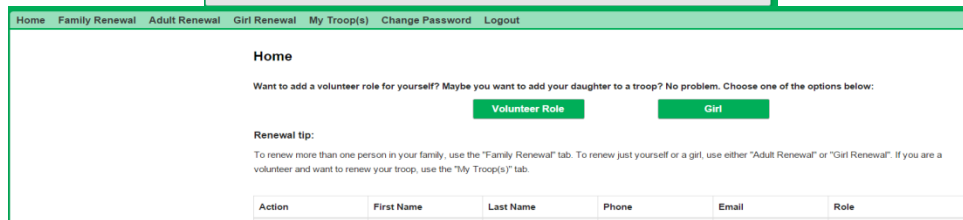
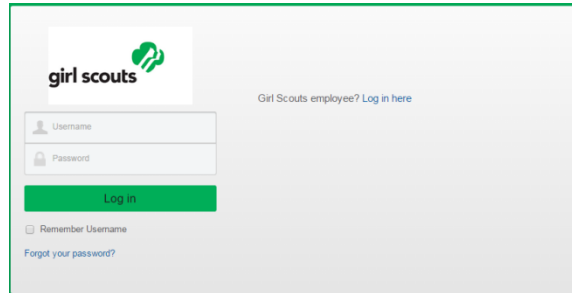



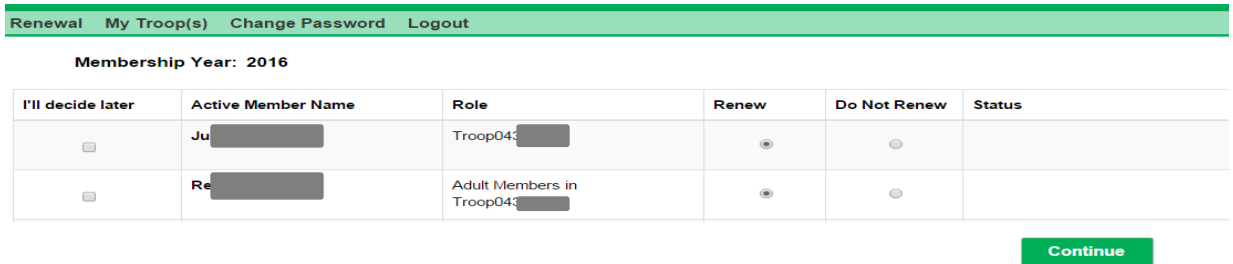
Online Membership Renewal Quick Start Guide

For parents/guardians

1. Go to: www.sdgirlscouts.org and click on My GS.
2. Login to your account. If you don't know your login information, simply click 'Forgot your password?' and use your email address as your username. An email will be sent to you right away with steps to reset your login information.
3. Click on Member Profile to view yourself, your family, and your troop, if applicable. The home screen shows each of your family members. Update any contact information by clicking on edit under the action column.



4. Click the family renewal tab to view family members and their current troops. Select renew or do not renew for each of the positions, and then click continue.

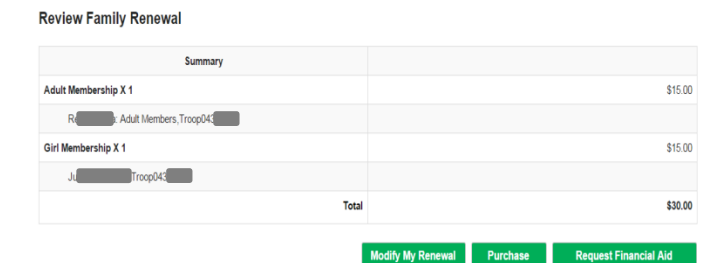


- 5.

Want to add a volunteer role for yourself? Maybe you want to add your daughter to a troop? No problem. Choose one of the options below:



6. Review the renewals, and click purchase.



7. Enter payment information and click confirm. The members you selected are now registered!

