


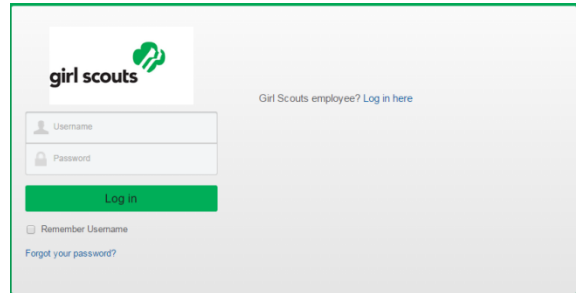
# Online Membership Renewal Quick Start Guide

## For Troop Leaders

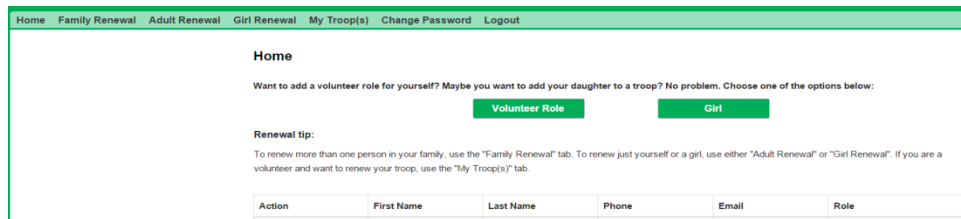
1. Go to: [www.sdgirlscouts.org](http://www.sdgirlscouts.org) and click on My GS.



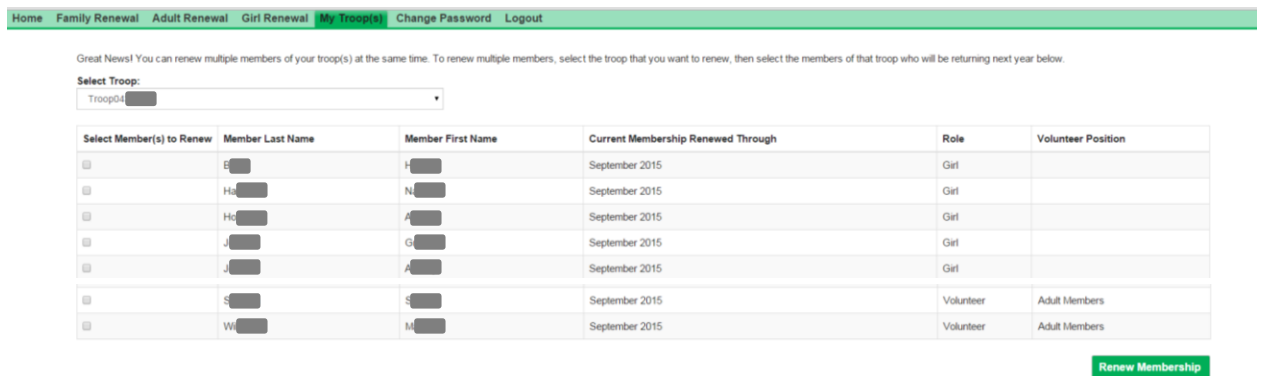
2. Login to your account. If you don't know your login information, simply click 'Forgot your password?' and use your email address as your username. An email will be sent to you right away with steps to reset your login information.



3. Click on Member Profile to view yourself, your family, and your troop.



4. Click the My Troops tab to view your troop. If you are the leader of more than one troop, use the drop down menu to select the troop you want to renew. Click the check box next to each of the members that you would like to renew, and click renew membership



5. Enter payment information and click confirm. The members you selected are now registered!